

This article was downloaded by:

On: 24 January 2011

Access details: *Access Details: Free Access*

Publisher *Taylor & Francis*

Informa Ltd Registered in England and Wales Registered Number: 1072954 Registered office: Mortimer House, 37-41 Mortimer Street, London W1T 3JH, UK



Journal of Coordination Chemistry

Publication details, including instructions for authors and subscription information:

<http://www.informaworld.com/smpp/title~content=t713455674>

METAL-CHELATE EQUILIBRIA IN THE REACTIONS BETWEEN RARE EARTH IONS AND THORON

Ram Nayan^a; Arun K. Dey^a

^a Chemical Laboratories, University of Allahabad, Allahabad, India

To cite this Article Nayan, Ram and Dey, Arun K.(1976) 'METAL-CHELATE EQUILIBRIA IN THE REACTIONS BETWEEN RARE EARTH IONS AND THORON', *Journal of Coordination Chemistry*, 6: 1, 13 – 15

To link to this Article: DOI: 10.1080/00958977608079877

URL: <http://dx.doi.org/10.1080/00958977608079877>

PLEASE SCROLL DOWN FOR ARTICLE

Full terms and conditions of use: <http://www.informaworld.com/terms-and-conditions-of-access.pdf>

This article may be used for research, teaching and private study purposes. Any substantial or systematic reproduction, re-distribution, re-selling, loan or sub-licensing, systematic supply or distribution in any form to anyone is expressly forbidden.

The publisher does not give any warranty express or implied or make any representation that the contents will be complete or accurate or up to date. The accuracy of any instructions, formulae and drug doses should be independently verified with primary sources. The publisher shall not be liable for any loss, actions, claims, proceedings, demand or costs or damages whatsoever or howsoever caused arising directly or indirectly in connection with or arising out of the use of this material.

METAL-CHELATE EQUILIBRIA IN THE REACTIONS BETWEEN RARE EARTH IONS AND THORON

RAM NAYAN and ARUN K. DEY†

Chemical Laboratories, University of Allahabad, Allahabad 211002, India

(Received July 25, 1975; in final form March 15, 1976)

Interactions between the rare earth ions, Y(III), La(III), Ce(III), Pr(III), Nd(III), Sm(III), Eu(III), Gd(III), Tb(III), Dy(III), Ho(III), Er(III), Tm(III), Yb(III), Lu(III) and 1-(*o*-arsonophenylazo)-2-naphthol-3,6-disulphonic acid (thoron; abbr. APANS) have been investigated at 30° in aqueous media using pH-titration technique. Reactions for all the metal ions except Ce(III) were carried out in a perchlorate medium of ionic strength of 0.10 M maintained by NaClO₄ solution, while Ce(III) was studied in chloride medium at the same ionic strength. The formation constants of the various species have been evaluated employing a modified algebraic method of Chaberek and Martell. The formation of diprotonated 1:1 metal to ligand chelate is evident, which slowly liberates protons. The nonprotonated species of middle and heavy rare earth ions interact with hydroxyl ions to form monohydroxo chelate species.

INTRODUCTION

1-(*o*-Arsonophenylazo)-2-naphthol-3,6-disulphonic acid (thoron, abbr. APANS) possesses a pronounced chelating tendency due to suitable geometric arrangements of its five coordinating groups,¹⁻³ and is capable of formation of various protonated chelate species. The values of the formation constants of the chelates of the different rare earth ions are close to one another and the study of various metal-ligand equilibria are therefore of considerable theoretical interest. The investigations of chelation reactions of APANS with the rare earth ions, Y(III), La(III), Pr(III), Nd(III), Sm(III), Eu(III), Gd(III), Tb(III), Dy(III), Ho(III), Er(III), Tm(III), Yb(III) and Lu(III), in aqueous perchloric acid media and Ce(III) in hydrochloric acid media, were carried out at 30° and at ionic strength of 0.10 M maintained by NaClO₄ or NaCl respectively. The equilibrium constants were determined by the methods of Bjerrum,⁵ Irving and Rossotti,⁶ and the algebraic method of Chaberek and Martell,⁷ as modified and described earlier.^{3,4}

EXPERIMENTAL

Procedure

The pH-measurements were carried out using a mains operated pH-meter (Elico, Model L1-10) with a

glass-calomel electrode assembly. The instrument was standardized against standard buffers. Three mixtures: (i) HClO₄ of known concentration, (ii) HClO₄ as in (i) + 5.0 × 10⁻⁴ M APANS, (iii) mixture (ii) + 5.0 × 10⁻³ M metal perchlorate, were prepared, and titrated separately against standard NaOH solution keeping the total volume 50 ml. All measurements were carried out at 30° and under nitrogen atmosphere and at μ = 0.10.

From the experimental data, curves were plotted between pH and volume of alkali. Moles of alkali required per mole of ligand, *a*, were determined at various pH from pH vs volume of alkali curves. Values of *a* were then plotted against pH (Figure 1). Information on the nature of chelation equilibria was obtained and the equilibrium constants were evaluated.

The titrations were repeated using 1:2 metal ion: ligand ratio also. The curves showed that only 1:1 species was formed and there was no indication of either 1:2 species or of polynuclear complex formation.

RESULTS AND INTERPRETATION

APANS contains five protons out of which only four are dissociated in the pH range employed. The values of the logarithms of the step dissociation constants evaluated are: -2.0, -2.10, -5.35, -10.50.

The titration curves of all the rare earth ions obtained for 1:1 metal to ligand systems (Figure 1)

†To whom all correspondence may be made.

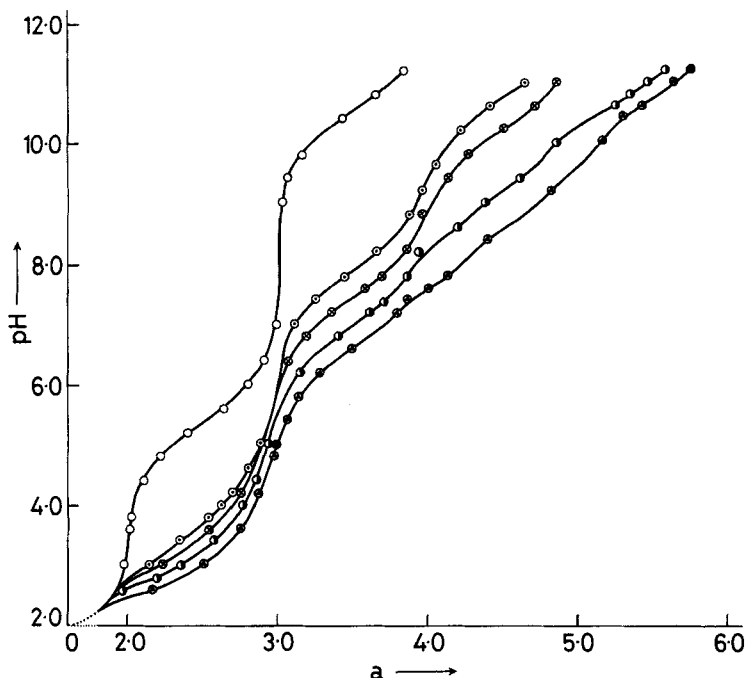


FIGURE 1 Plot of pH against moles of alkali used for per mole of ligand (a)

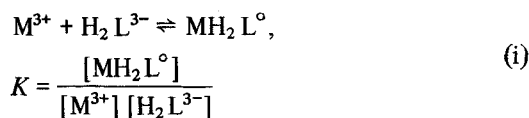
—○—○—, Ligand (5.0×10^{-4} M APANS)

Metal-Ligand Curves (M:L,1:1; L = 5.0×10^{-4} M)

—○—○— La; —⊗—⊗— Sm;
—●—●— Dy; —●—●— Lu

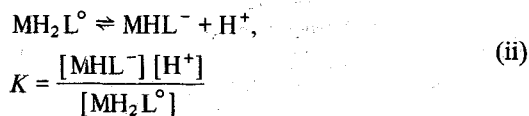
[The curves for other rare earth ions have been omitted.]

show a very steep inflection at $a = 3$ due to the formation of neutral diprotonated (MH_2L^0) species (M = rare earth ion). The existence of this species is also evident from the precipitation of the reaction mixtures below $\mu = 0.1$ M (NaClO_4) in the case of middle and heavy rare earth ions. The reactions involved between $a = 0$ and 3 is:

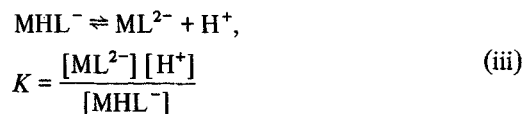


where K is the equilibrium constant.

Beyond $a = 3$ the titration curves (Figure 1) follow another buffer region with another sharp inflection at $a = 4$ indicating the following equilibria:



The turbid titration mixtures of low NaClO_4 concentrations ($\mu < 0.1$ M) also change into clear solutions in this buffer region and further turbidity does not appear beyond $a = 3$. The titration curves show other buffer regions between $a = 4$ and 5, following inflections at $a = 5$. Thus the last proton of metal-chelates is dissociated as under:

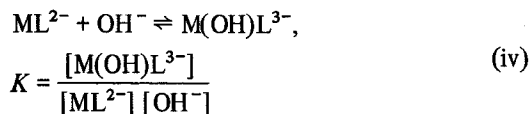


It may be added that the proton of the above equilibrium is liberated very slowly.

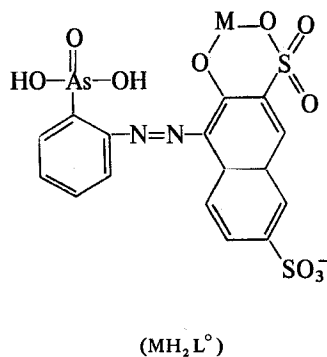
The equilibria (ii) and (iii) are similar to a ligand dissociation and therefore the equilibrium constants K were calculated by the method as described for the evaluation of dissociation constants of APANS.

Under the experimental conditions of pH another buffer region appears above $a = 5$ in the systems of

the middle and heavy rare earth ions due to the formation of hydroxo complexes. However a complete titration curve is not obtained for all the systems in the pH range used. The equilibrium and the formation constants are defined as below:



The expected coordinating groups involved in neutral MH_2L^0 species are $-SO_3H$ and phenolic $-OH$ as shown below:



A similar study of APANS with Th(IV) carried out in nitric acid medium shows that chelation takes place through azo and two $-OH$ groups.³

The formation of MH_2L^0 and dissociation of the two protons from MH_2L^0 to form a nonprotonated complex, followed by the interaction of hydroxy ions with chelates of middle and heavy rare earth ions is also evident from the gradual colour changes of various species.

The behaviour of tripositive ions in chelation equilibria with APANS has been observed to be consistent with an increase in the atomic number from lanthanum to lutetium and the chelate species (MH_2L^0) have very close values of the formation constants. The chelating behaviour of yttrium lies between gadolinium and terbium. But in the dissociation of MH_2L^0 into monoprotonated and nonprotonated species, and association of OH^{-} ions with nonprotonated metal-chelate, more individualistic behaviour is observed.

It has been seen that the turbidity due to MH_2L^0 increases with atomic number for yttrium group systems, the same behaviour may also be followed for cerium group, La(III), Ce(III), Pr(III), Nd(III)

metal-chelates which are practically soluble under the experimental conditions. The behaviour is similar to dimethyl phosphate salts of rare earth metals that fall steady in solubility from lanthanum to lutetium.

The basicities of metal-chelate species differ considerably and follow the order of atomic number like the basicities of the metal ions themselves, and may perhaps be utilized for the separation of the rare earth ions.

Equilibrium constants of rare earth-thoron complexes (30° ; $\mu = 0.10$ M).

Metal ion	Log K^* for reaction			
	(i)	(ii)	(iii)	(iv)
Y(III)	5.66	7.21	9.57	2.81
La(III)	5.30	7.89	10.75	—
Ce(III)	5.35	7.81	10.70	—
Pr(III)	5.38	7.71	10.55	—
Nd(III)	5.45	7.54	10.32	—
Sm(III)	5.51	7.44	10.20	—
Eu(III)	5.58	7.35	9.90	2.60
Gd(III)	5.59	7.30	9.74	2.70
Tb(III)	5.74	7.10	9.40	2.85
Dy(III)	5.82	6.98	9.20	2.95
Ho(III)	5.90	6.90	9.02	3.00
Er(III)	5.98	6.85	8.94	3.05
Tm(III)	6.05	6.80	8.80	3.10
Yb(III)	6.10	6.70	8.74	3.20
Lu(III)	6.17	6.60	8.54	3.26

*The error of the log K values are indicated by the standard deviation which lies between ± 0.01 and ± 0.03 .

ACKNOWLEDGEMENT

The project was supported by the Department of Atomic Energy, Government of India, and the authors are thankful for the financial assistance.

REFERENCES

1. M. B. Johnston, A. J. Barnard, Jr. and W. C. Broad, *Revista de la Industrial de Santander*, 2, 137 (1960).
2. A. K. Dey, Presidential Address, Sec. IV: Chemistry, *Proc. 57th Indian Sci. Cong. Kharagpur* (1970).
3. R. Nayan and A. K. Dey, *J. Inorg. Nucl. Chem.*, 36, 2545 (1974).
4. R. Nayan and A. K. Dey, *Transition Metal Chem.*, 1, 61 (1976).
5. J. Bjerrum, *Metal Ammine Formation in Aqueous Solution* (P. Haase & Son, Copenhagen) (1941).
6. H. Irving and H. S. Rossotti, *J. Chem. Soc.*, 3397 (1953); 2904 (1954).
7. S. Chaberek and A. E. Martell, *J. Amer. Chem. Soc.*, 74, 5052 (1952); 77, 1477 (1955).